

ThinkCentral

Access Information for Families

Dear Families,

Our reading and math programs have the opportunity for your child to view resources at home. Your child has received a user login and password.

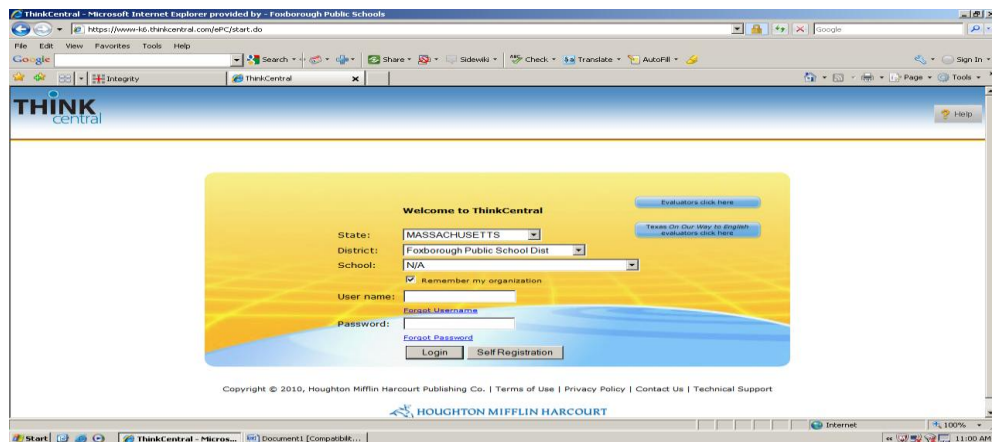
User Login:

Password:

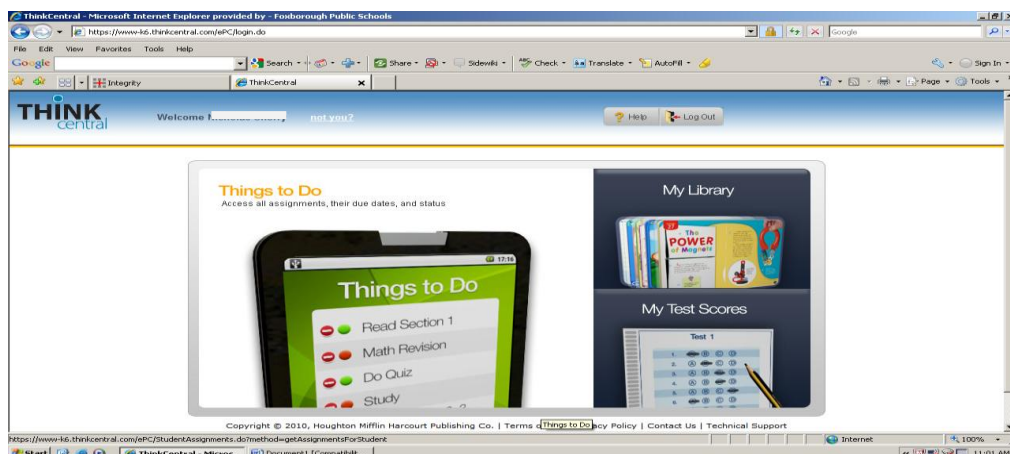
To access these wonderful resources, follow the steps below.

Sincerely,

1. Go to <https://www-k6.thinkcentral.com/ePC/start.do>
2. Enter the state, school, and district (if you check the box that says remember my organization you will not need to enter this again)
3. Enter your child's User Login and Password
4. Click "Login"



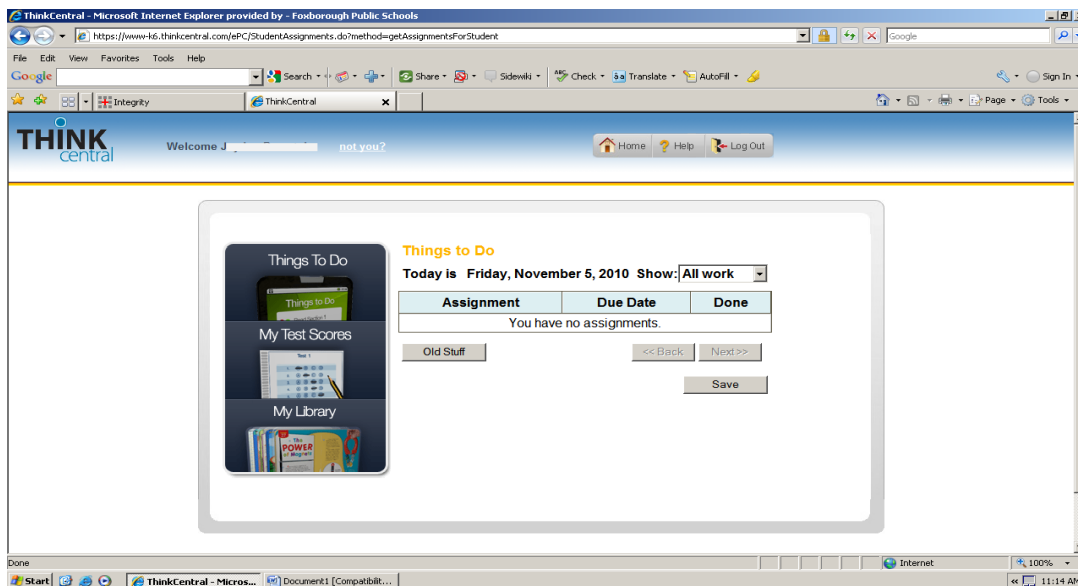
5. The screen below will appear. Next, click "**My Library**" to access the reading or math resources that your child's teacher has made available.



6. When visiting the **Library**, click on the student eBook and follow the prompts to get to the story or pages needed.



7. Current assignments appear when **“Things to Do”** is clicked. Click on the blue ink to see material for the assignment.



8. Old assignments can be viewed after the due date. Click on **“Old Stuff”** and to find the old assignment.

